

SHOREWOOD POLICE DEPARTMENT
MONTHLY REPORT



DECEMBER 2025

Activity Report:

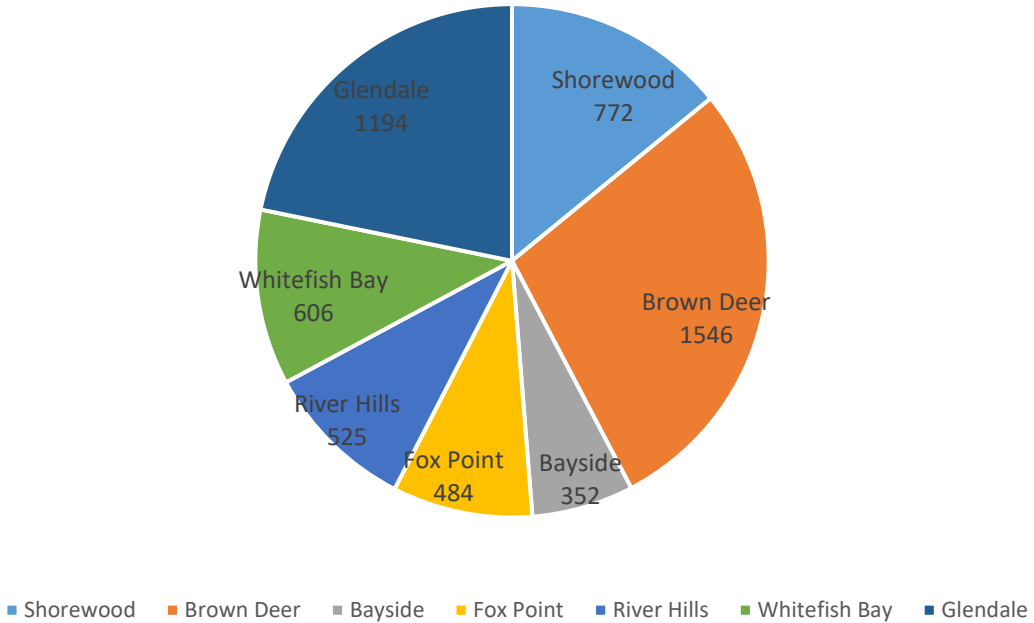
During the month of December 2025, the Shorewood Police Department responded to 772 calls for service, issued 667 parking citations, and issued 9 non-traffic related citations.

Citations

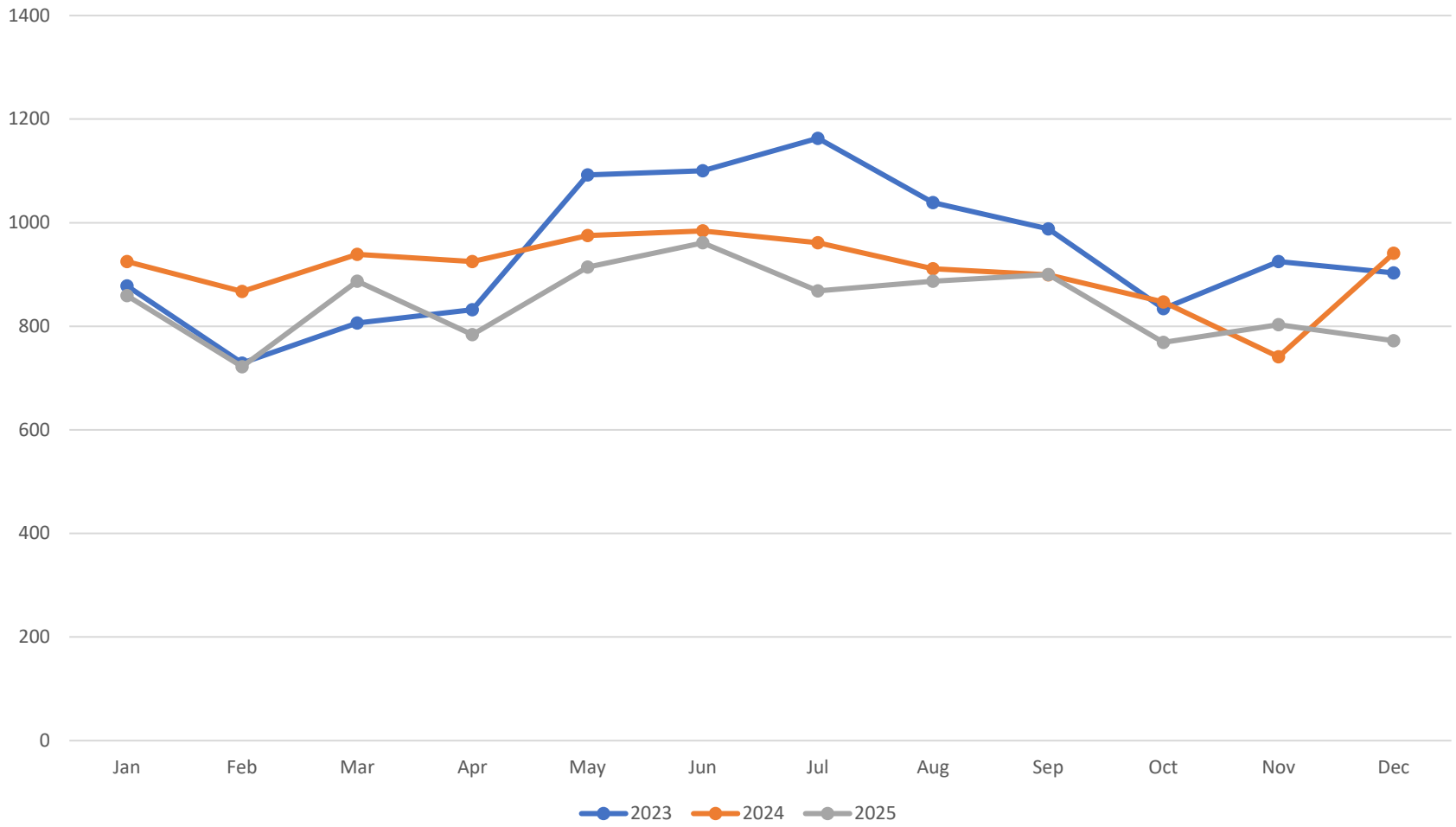
Non-Traffic: 9

| | |
|-------------------------|---|
| Prowling | 2 |
| Resist/Obstruct Officer | 2 |
| Trespassing | 2 |
| Retail Theft | 1 |
| Other | 2 |

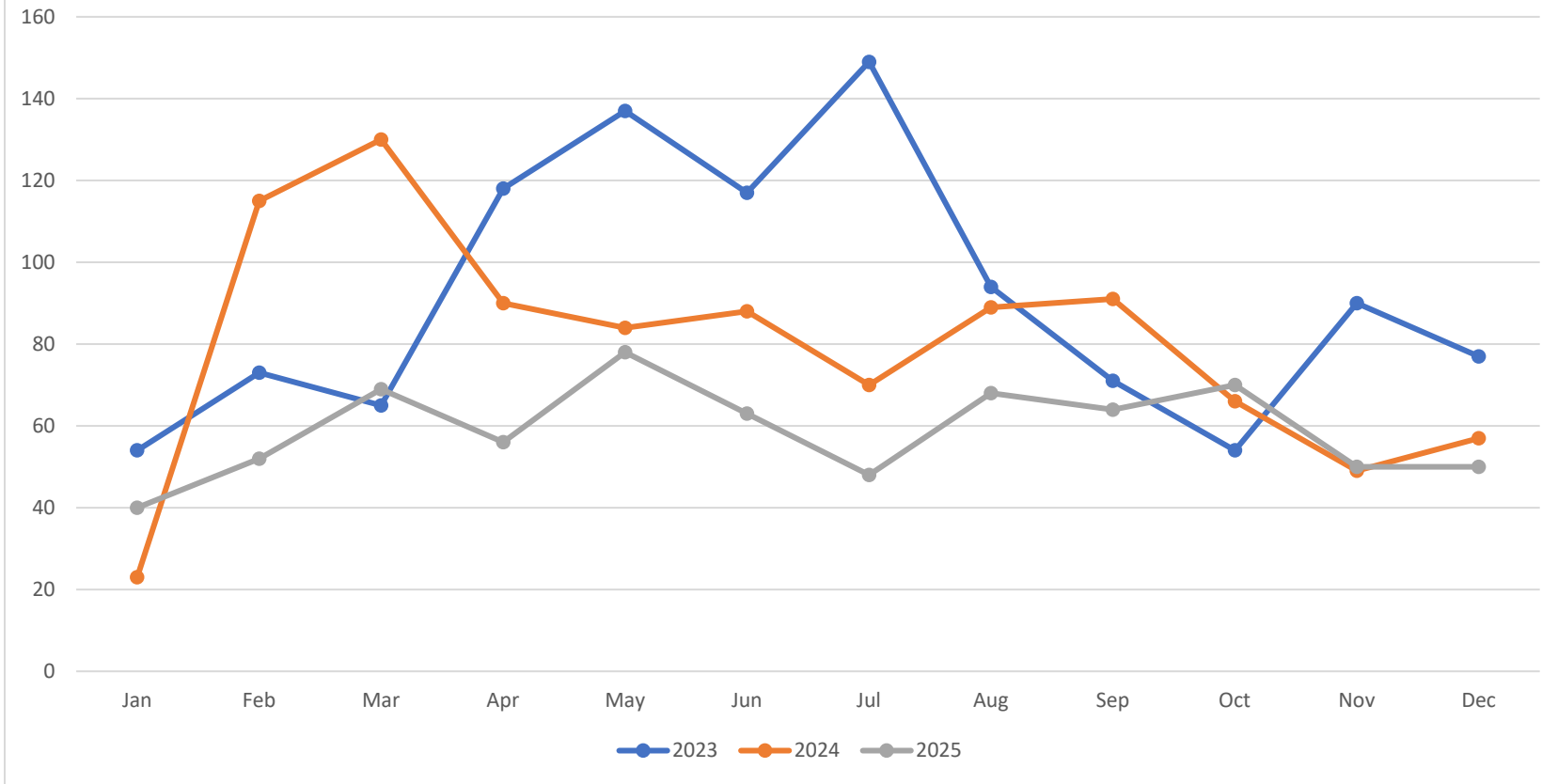
North Shore Calls for Service by Jusidiction



2023/2024/2025 Year to Date Calls for Service



2023/2024/2025 Year to Date Municipal Ordinance and Traffic Citations

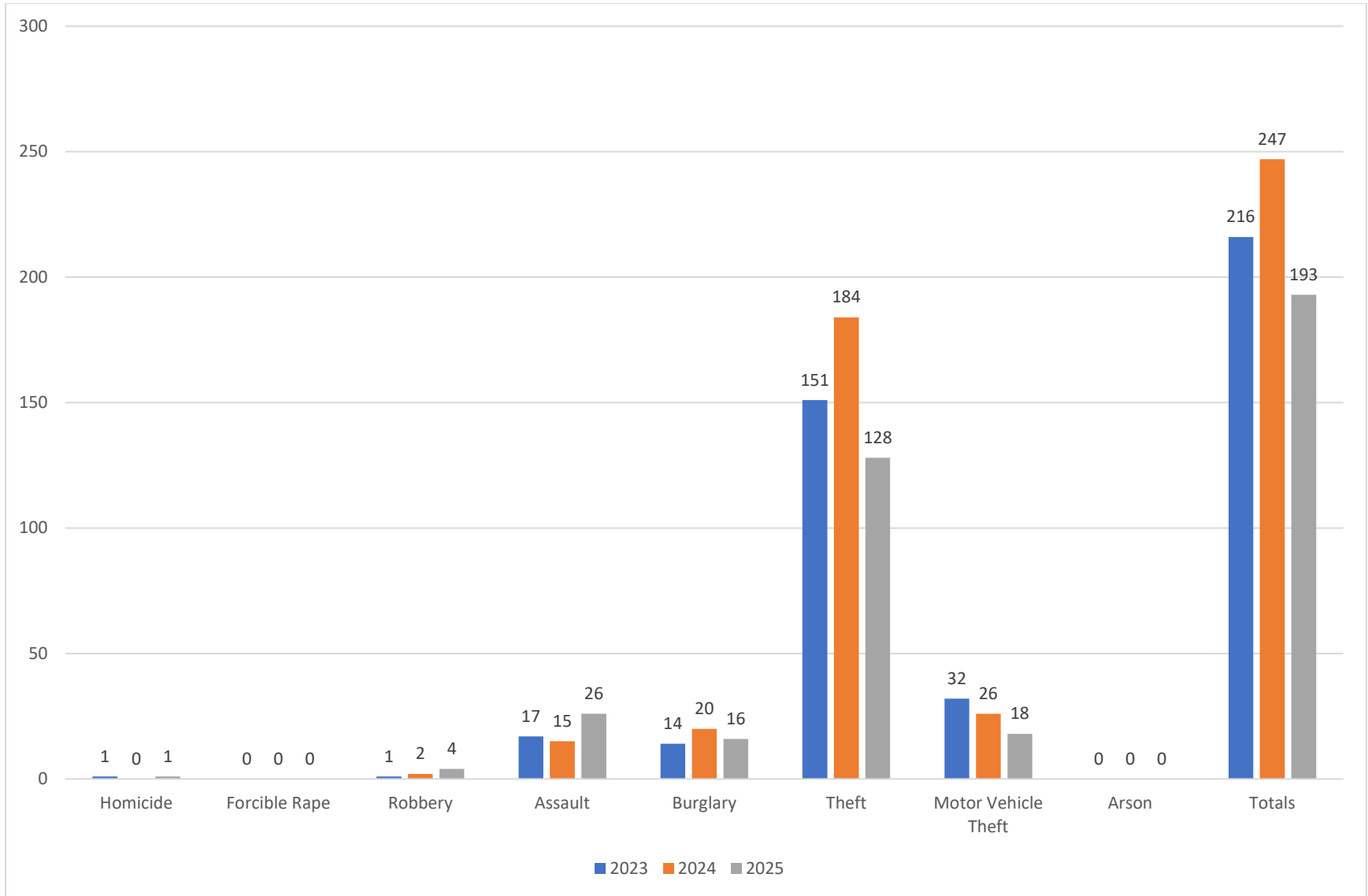


Village of Shorewood Police Department

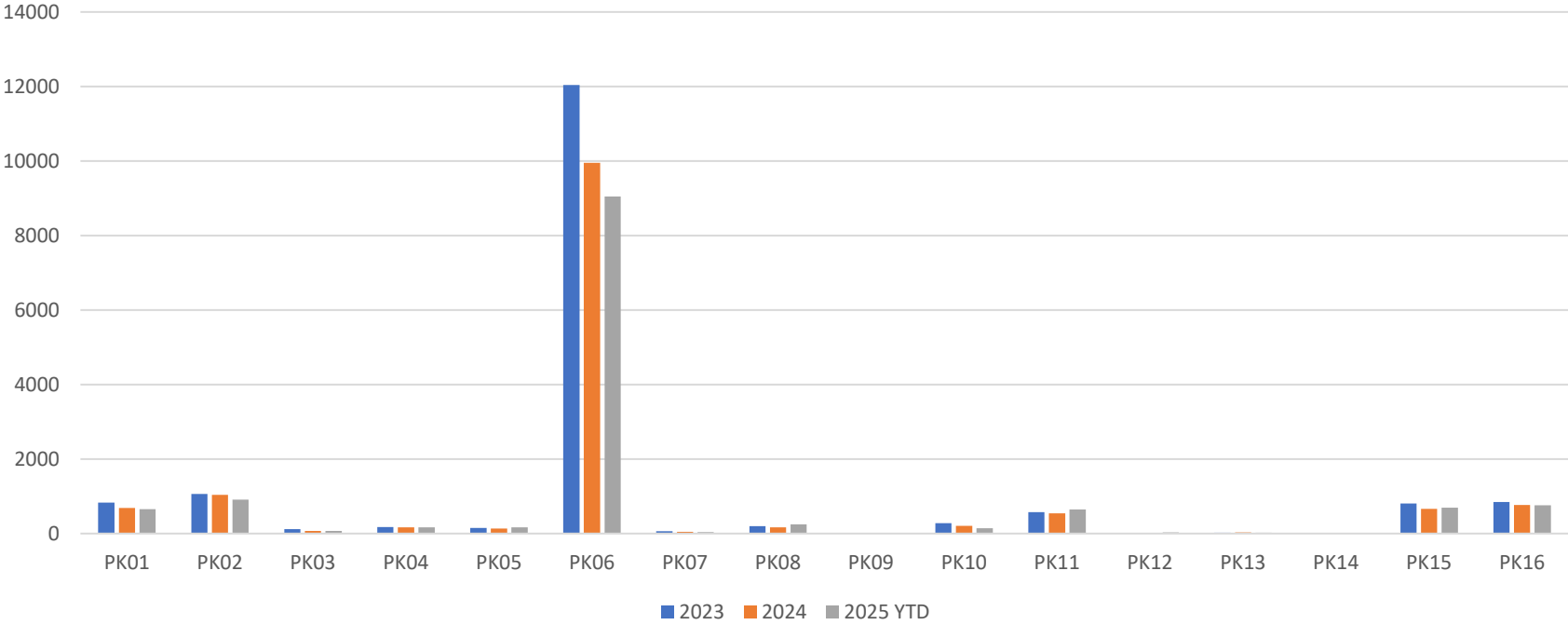
Crime Data 2025

| Crime 2025 | Jan | Feb | Mar | Apr | May | Jun | Jul | Aug | Sep | Oct | Nov | Dec |
|------------------------|-----|-----|-----|-----|-----|-----|-----|-----|-----|-----|-----|-----|
| Homicide | 0 | 0 | 0 | 0 | 0 | 0 | 1 | 0 | 0 | 0 | 0 | 0 |
| Forcible Rape | 0 | 0 | 0 | 0 | 0 | 0 | 0 | 0 | 0 | 0 | 0 | 0 |
| Robbery | 1 | 1 | 0 | 1 | 1 | 0 | 0 | 0 | 0 | 0 | 0 | 0 |
| Assault | 1 | 2 | 2 | 1 | 3 | 2 | 3 | 1 | 2 | 5 | 1 | 3 |
| Burglary | 0 | 1 | 1 | 2 | 1 | 2 | 0 | 1 | 1 | 3 | 3 | 1 |
| Theft | 7 | 10 | 12 | 7 | 13 | 7 | 13 | 12 | 12 | 12 | 16 | 7 |
| Motor Vehicle Theft | 4 | 1 | 3 | 0 | 1 | 5 | 2 | 1 | 0 | 0 | 1 | 0 |
| Arson | 0 | 0 | 0 | 0 | 0 | 0 | 0 | 0 | 0 | 0 | 0 | 0 |
| Totals | 13 | 15 | 18 | 11 | 19 | 16 | 19 | 15 | 15 | 20 | 21 | 11 |

UCR Data Comparison Year to Date 2023/2024/2025



Parking Citations Issued - 2023/2024/2025 (YTD)



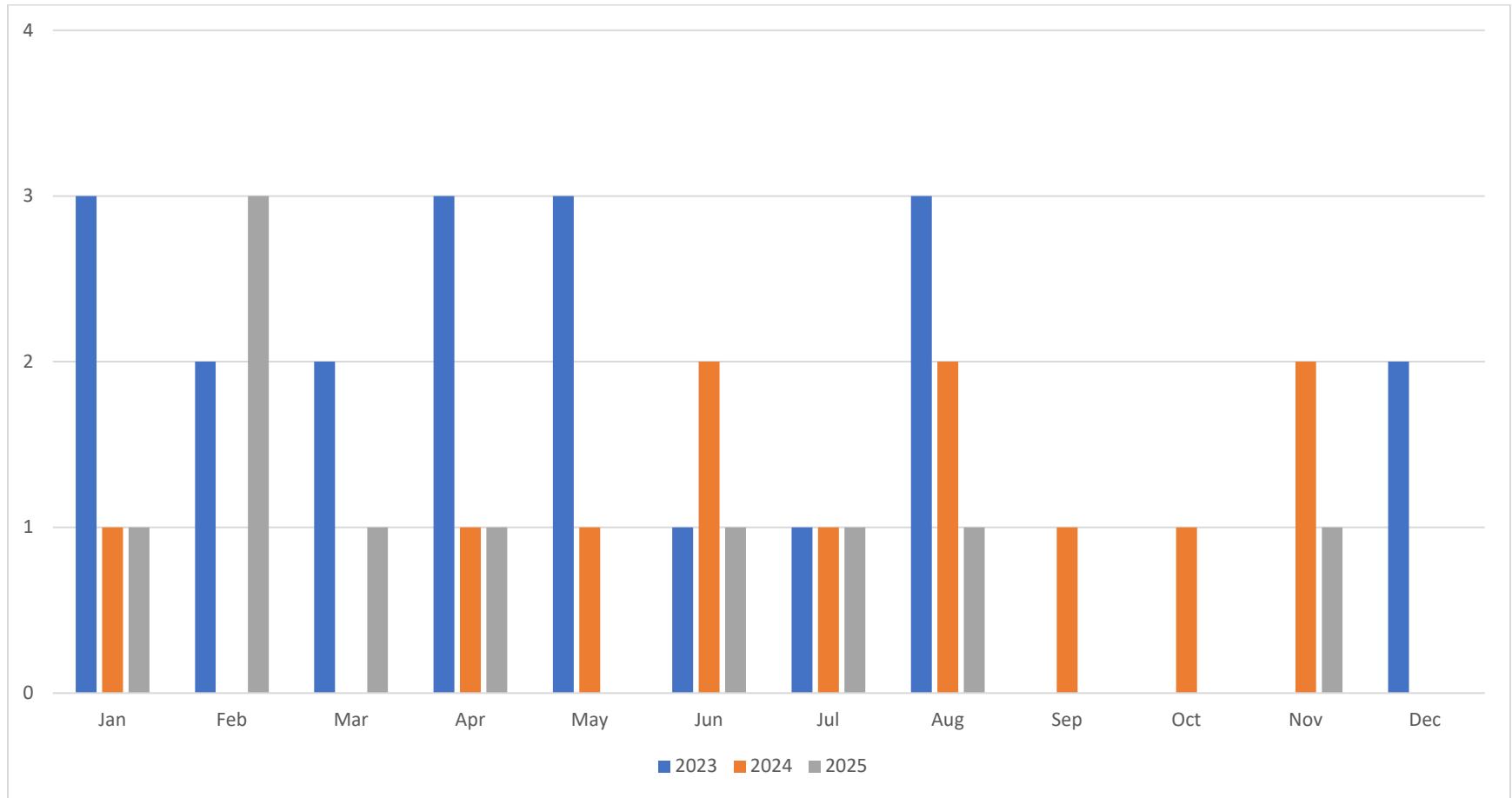
| | | 2023 | 2024 | 2025 YTD |
|------|---|-------|-------|-------------|
| PK01 | Parking Where Prohibited by Official Sign | 832 | 683 | 654 |
| PK02 | Parking Past Posted Time Limits | 1061 | 1041 | 914 |
| PK03 | Parking on Posted Private Property | 122 | 70 | 70 |
| PK04 | Parked Too Close to Crosswalk | 177 | 165 | 169 |
| PK05 | Other Parking | 151 | 133 | 164 |
| PK06 | Night Parking | 12038 | 9,955 | 9050 |
| PK07 | Parked Too Close to Hydrant | 61 | 46 | 41 |
| PK08 | Parked Too Close to Drive | 199 | 169 | 245 |
| PK09 | Parked on Street During Snow Emergency | 0 | 0 | 0 |
| PK10 | Winter Restrictions 12/1 Thru 2/28 | 280 | 209 | 141 |
| PK11 | Parking on Public Lot W/O Permit | 574 | 539 | 646 |
| PK12 | Parked Left Wheels to Curb | 17 | 14 | 28 |
| PK13 | Parked in Handicapped Space | 25 | 27 | 26 |
| PK14 | Parked in Alley | 7 | 2 | 10 |
| PK15 | Parked on Odd Side of the Street | 805 | 663 | 693 |
| PK16 | Parked on Even Side of the Street | 847 | 763 | 757 |

Use of Force Incidents

| | 2023 | 2024 | 2025 |
|-------|------|------|------|
| Jan | 3 | 1 | 1 |
| Feb | 2 | 0 | 3 |
| Mar | 2 | 0 | 1 |
| Apr | 3 | 1 | 1 |
| May | 3 | 1 | 0 |
| Jun | 1 | 2 | 1 |
| Jul | 1 | 1 | 1 |
| Aug | 3 | 2 | 1 |
| Sep | 0 | 1 | 0 |
| Oct | 0 | 1 | 0 |
| Nov | 0 | 2 | 1 |
| Dec | 2 | 0 | 0 |
| Total | 20 | 12 | 10 |

| | 2023 | 2024 | 2025 |
|---|-------|-------|-------|
| Total Calls For Service | 11289 | 10915 | 10126 |
| Use of Force Incidents | 1 | 12 | 10 |
| Percentage of Calls That Resulted in a Use of Force | 0.01% | 0.11% | 0.10% |

2023/2024/2025 Use of Force

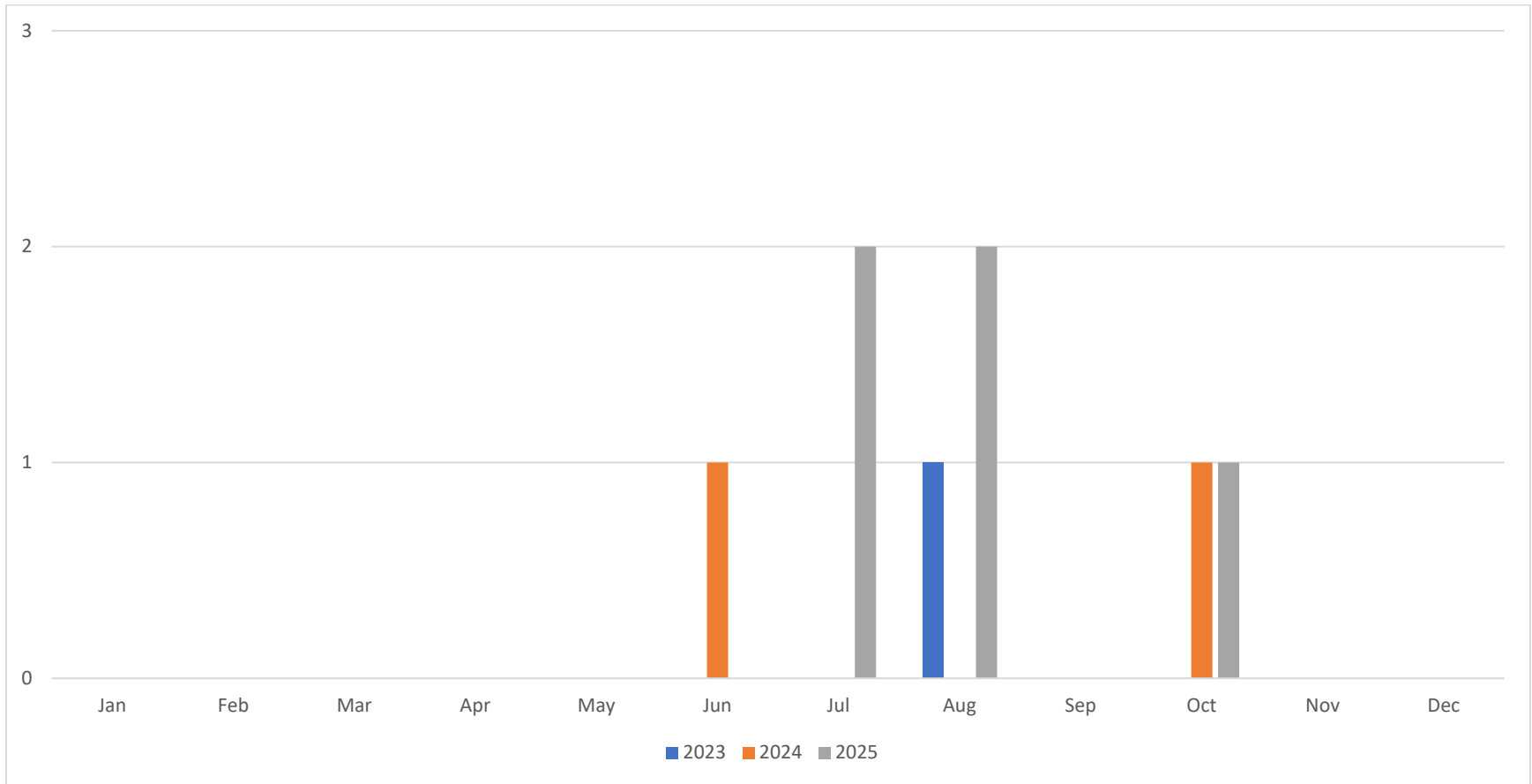


Complaints Received

| | 2023 | 2024 | 2025 |
|-------|------|------|------|
| Jan | 0 | 0 | 0 |
| Feb | 0 | 0 | 0 |
| Mar | 0 | 0 | 0 |
| Apr | 0 | 0 | 0 |
| May | 0 | 0 | 0 |
| Jun | 0 | 1 | 0 |
| Jul | 0 | 0 | 2 |
| Aug | 1 | 0 | 2 |
| Sep | 0 | 0 | 0 |
| Oct | 0 | 1 | 1 |
| Nov | 0 | 0 | 0 |
| Dec | 0 | 0 | 0 |
| Total | 1 | 2 | 5 |

| | 2023 | 2024 | 2025 |
|--|-------|-------|-------|
| Total Calls For Service | 11289 | 10915 | 10126 |
| Citizen Complaints | 1 | 2 | 5 |
| Percentage of Calls That Resulted in a Citizen Complaint | 0.01% | 0.02% | 0.05% |

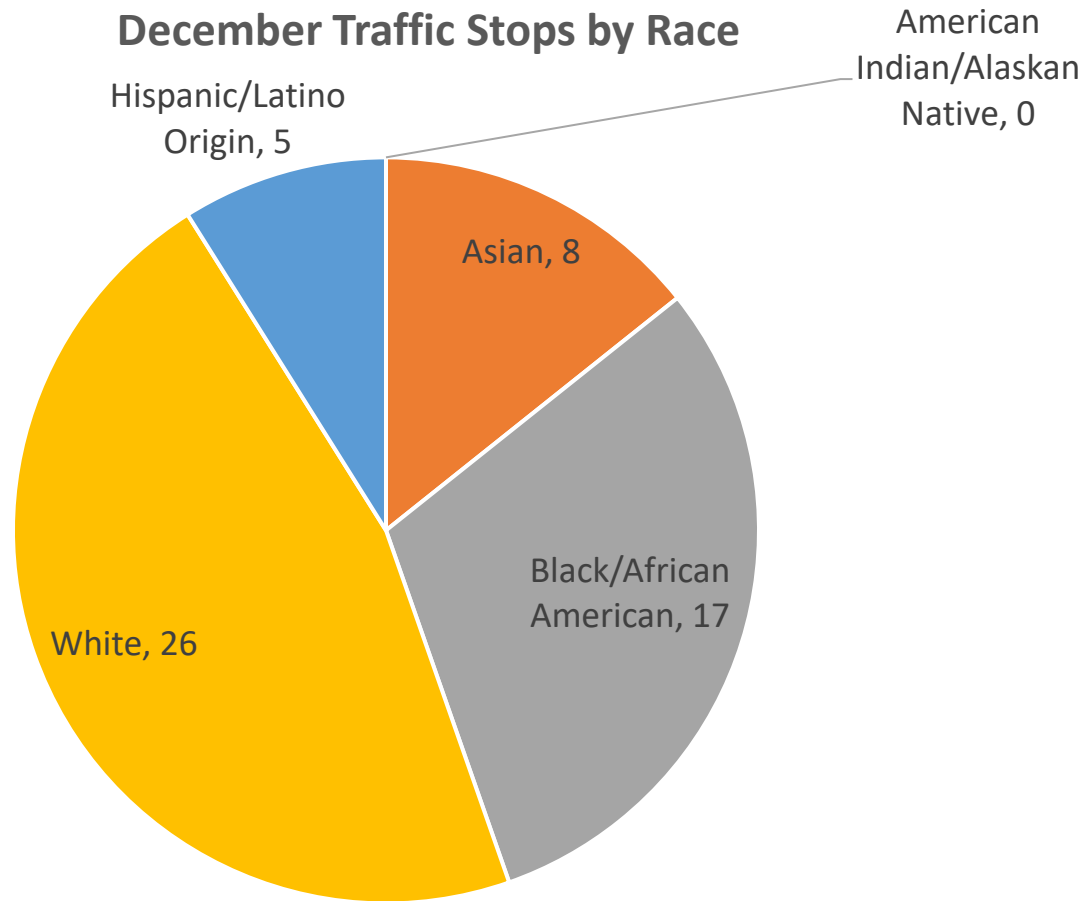
2023/2024/2025 Complaints Received



December 2025 Traffic Stop Data

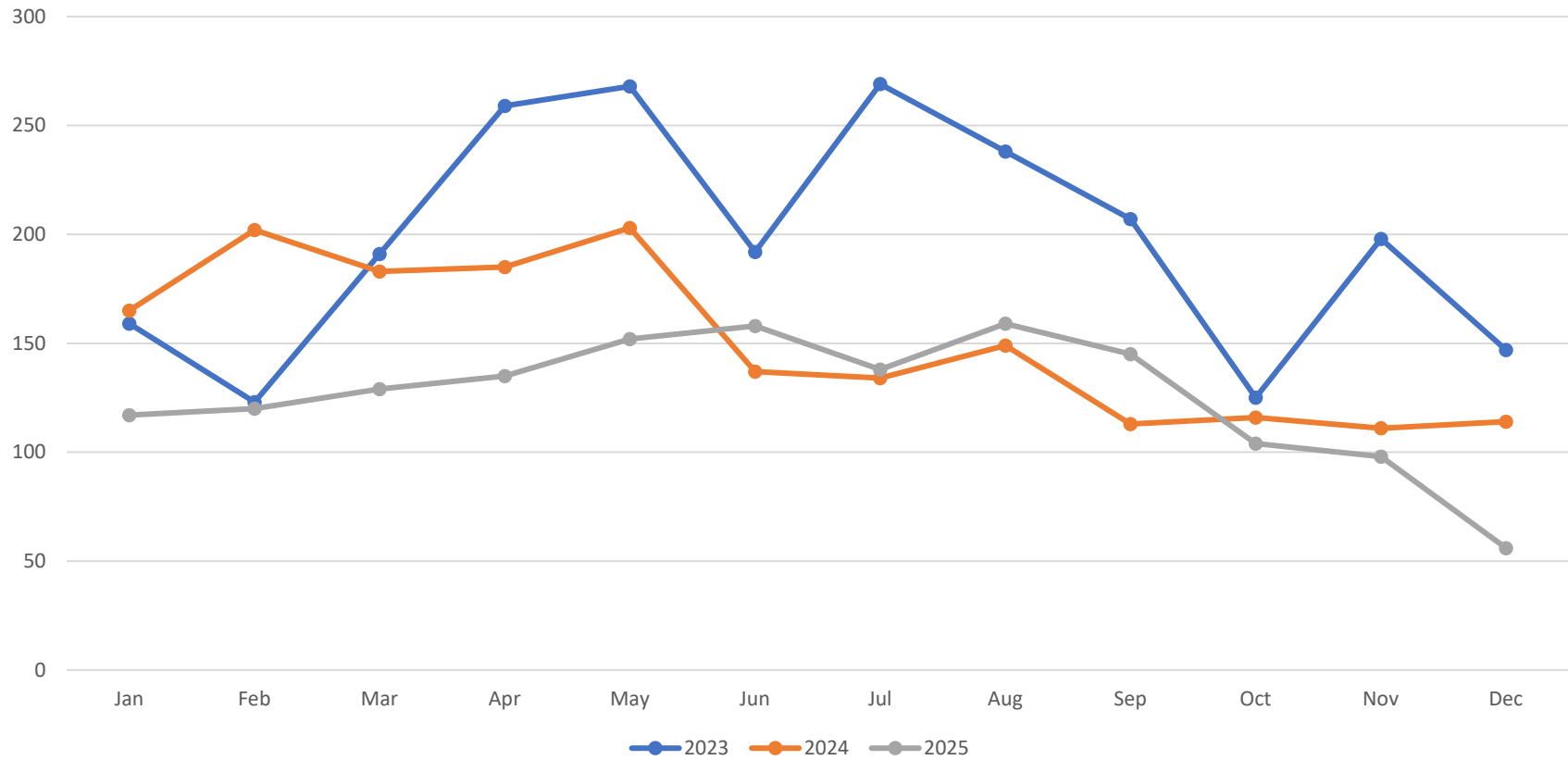
| | Cited | Warned | TOTAL |
|--------------------------------|-----------|-----------|-----------|
| American Indian/Alaskan Native | 0 | 0 | 0 |
| Asian | 2 | 6 | 8 |
| Black/African American | 5 | 12 | 17 |
| White | 5 | 21 | 26 |
| Hispanic/Latino Origin | 1 | 4 | 5 |
| TOTAL | 13 | 43 | 56 |

December Traffic Stops by Race



■ American Indian/Alaskan Native ■ Asian ■ Black/African American ■ White ■ Hispanic/Latino Origin

2023/2024/2025 Year to Date Traffic Stops



| Summary Arrests/Physical Custody | |
|---|-----------|
| American Indian/Alaskan Native | 0 |
| Asian | 1 |
| Black/African American | 10 |
| White | 7 |
| Hispanic | 1 |
| Total | 19 |

| Warrant Arrests | |
|--------------------------------|----------|
| American Indian/Alaskan Native | 0 |
| Asian | 0 |
| Black/African American | 2 |
| White | 1 |
| Hispanic | 0 |
| Total | 3 |

December Summary Arrests/Physical Custody by Race

